

PigCHAMP Online and Mobile App Setup Instructions

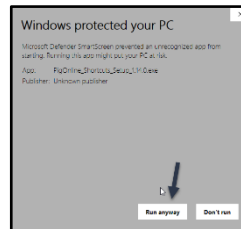
Setting up your computer for PigCHAMP Online:

1. Write down your PigCHAMP Omega Login information and Mobile Login information including your PigCHAMP account number; this will not change it is only for reference.
2. Uninstall the current PigCHAMP Omega icons from Control Panel > Add and Remove Programs
 - a. Uninstall the program called **PigCHAMP Omega**
3. Once that is complete, follow the link to our website to download the PigCHAMP Online setup: <https://www.pigchamp.com/software-downloads>
 - a. Download the PigCHAMP Online app by clicking on the “PigCHAMP Online Application Download” button.

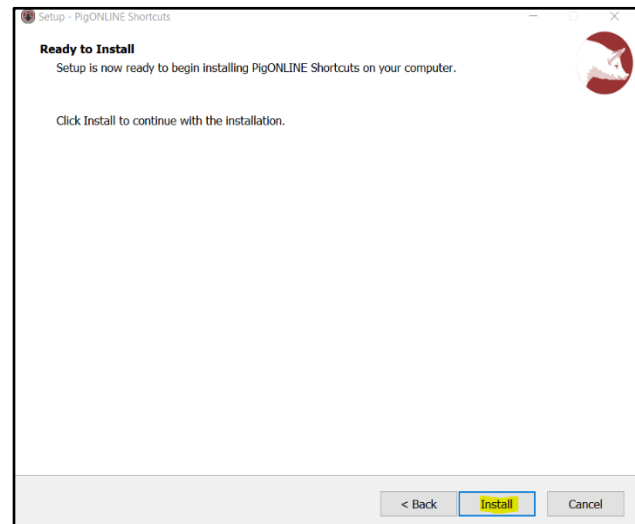
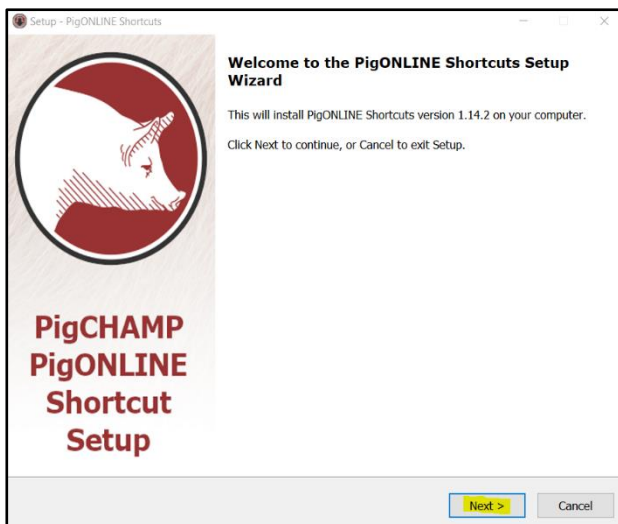


PIGCHAMP ONLINE APPLICATION DOWNLOAD >


4. **Open Downloaded App** > If you get a Windows Protected Your PC message, **Select More Information** > **Click Run Anyway**



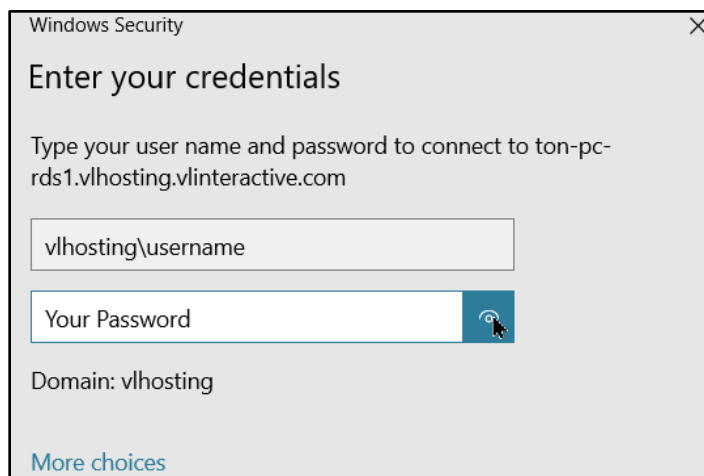
5. Once the “Setup PigONLINE Shortcut Wizard” pops-up > **Click Next** > **Click Install**.



6. Validate the new icon is on your desktop, *as shown below*:



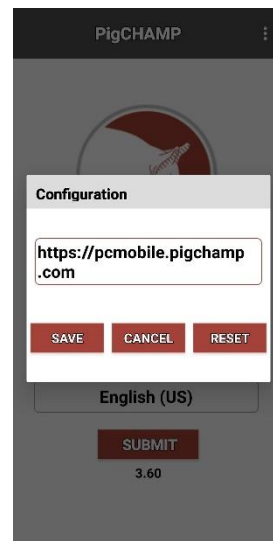
7. Double click the icon on your desktop> Enter your online login information.
 - a. For username, please type **vlhosting\then your username** for the first login.
 - i. Once initial login is complete the program will auto save your username for future logins.
 - b. Enter your password.



**Please use your unique login, not what is shown*

Setting up your mobile device for PigCHAMP iOS & Android:

1. Get New Commercial Apps from Device Stores
 - a. **iOS Device:** Should update automatically; if it does not uninstall current app and search the Apple Store for PigCHAMP Mobile and install. **Version 1.3.0**
 - b. **Android Device: Uninstall** current PigCHAMP App; search for PigCHAMP Mobile on the Google play store & install. **Version 3.60**
2. On login screen select the vertical ellipsis (3 dots); validate **configuration** is set to <https://pcmobile.pigchamp.com>.
3. Login using your account number, username & password.
4. Repeat all steps for all mobile devices.



* Note: All data is store in the cloud uninstalling Apps or Icons will not impact any of your PigCHAMP data
If you have any issues, please contact PigCHAMP Customer Support at techsupport@pigchamp.com